

STUDEBAKER DRIVERS CLUB


1988

Thirty Seven Years

2025

HAMILTON CHAPTER

thehamiltonchaptersdc.ca



Bullet-Tin



July/Aug 2025

Issue #: 4

Volume: 37

President: Peter Downey Vice President: Aaron Dorsch Secretary: Dennis Kennedy

Treasurer/Membership: Susan Lusted Social Media: Susan Lusted

You tubelink: youtube.com/%40HamiltonSDCMedia



The Car From the Muppet Movie As Seen In The Studebaker National Museum

Letter from the President

By: Peter Downey

Hello friends.



Well, we wanted hot summer weather, and we sure have it!

On July 5th we had great representation of Studebakers at the Niagara College Car

Show. It was a hot day, however thanks to the Barricks and Kennedys we had two pop up shelters keeping us "cool" Sandra Cruzio valiantly dished out ice cream with proceeds to the club more than \$42.

We had 5 Studebakers out to the Dutch Mill car show, which was quite full. Another bright sunny day and it was as expected hot. There were several makes of cars, making an interesting show.

Remember we need tour confirmation and food order for the Fish Fry by August 17th.

Our September meeting will be at the Keith neighbourhood BBQ adjacent to the ghost of the Studebaker plant, and we return to the Warplane Museum in October. Since the September meeting is outside and unsheltered we will look for nominations for elected officers at the fish fry, and call for second nominations at the October meeting, with elections as needed.

Still looking for nominations for The Roland Lusted award, and The Silcox Family Award. Please send your nomination to any member of the executive by October 31st.

Looking back 5 years ago, we were still pretty much in Covid lockdown and getting ourselves used to monthly Zoom meetings. Unlike several clubs, we came out of the lockdown in good shape and stronger than ever.

They were interesting times and each of you were engaged and that engagement and enthusiasm kept us going. Thanks for being so dedicated and engaged. With fewer and few mechanics who have knowledge of older cars, if you know someone, please let me know as I will try to compile a list.

Remember to keep the photos and articles coming, we always appreciate your input.

Stay healthy and safe and Happy Studerbaking

Peter Downey
President

Membership



Membership to the SDC is a requirement for membership in our chapter.

Currently, we have 69 memberships, 3 Honorary members and 1 outstanding. Memberships can be

paid at the Aug. Meeting.

We welcome Bruce MacDonald as a new member and look forward to him sharing his connections to the Hamilton factory.

For membership only, it is \$15 in US funds. This is membership only and no magazine.

Applications for both our chapter and the Studebaker Drivers Club can be found at this link for both the SDC and Hamilton Chapter membership.

<https://www.thehamiltonchaptersdc.ca/Membership.htm>

Hamilton SDC membership link:
www.thehamiltonchaptersdc.ca

Hamilton Chapter SDC Membership Annual Dues: \$25.00 Jan.-Dec.

Membership in the HAMILTON CHAPTER is open to any person who supports the purpose of the Club and is a member in good standing of the National Studebaker Drivers Club. This membership includes six bi-monthly issues of the Bullet-Tin, the chapter newsletter.

Send completed application and your check payable to Hamilton SDC to our membership secretary at this address:

Sue Lusted 201 Livingston Ave. Grimsby On. L3M 4X2 Telephone: 905-945- 0027 Email: hamiltonsdctreasurer@gmail.com
Etransfer: hamiltonsdctreasurer@gmail.com

Name _____ Spouse _____

Address _____

City _____ Prov. _____ Postal Code _____

Phone _____

Email Address _____

New _____ Renewal _____ Date _____

National S.D.C. Number _____

Please list your Studebakers below

Year _____ Model _____ Body Type _____

Year _____ Model _____ Body Type _____

Treasurer's Report Sue Lusted

Our treasurer reports a healthy balance.
Full report available to members only

Social Media: Susan Lusted

Social media for our chapter is our website, and our Facebook page. Our website is up to date. We do maintain a very active Facebook page. It has lots of visits as monitored each week.

Our website page is located at www.thehamiltonchaptersdc.ca. It does contain pictures of members' cars. If yours is not there, please submit a picture in jpg format and we will

In this Issue

- On the Cover: Muppet Car as seen in the Studebaker National Museum
- Pg. 2 President's & Membership message
- Pg. 3 Newsletter deadlines
- Pg. 3 Treasurer's Report,
- Pg. 4 Sponsorship Letter Studebaker National Museum
- Pg. 5 Certificate For Sponsorship of the 1966 Studebaker in the Museum in South Bend
- Pg. 6 Our cars at the Welland Car Show
- Pg. 7 What's Happening Last Chance Car Show and South Coast Dream Cruise
- Pg. 8 Our Cars at Various Events
- Pg. 9 Cars in the Park Ruthven Castle Cayuga
- Pg. 10 Shop Talk
- Pg. 11 Tech Tip Peter Sant
- Pg. 12 You Can Teach an Old Car New Tricks /Bout Studebakers
- Pg. 13 Celebrations
- Pg. 14 Hamilton & SDC Contacts
- Pg. 15 SDC Meet 2025
- Pg. 16 SDC Meet 2025

The Award winning Hamilton Chapter SDC newsletter, "The Bullet-Tin", is published bi-monthly to inform and serve its members. Permission is given to reprint articles from this newsletter as long as credit is given to the author and the Bullet Tin.

Submission Deadlines & Date to Email Newsletter

Jan/Feb	Jan. 25th,	Feb. 1st
Mar/Apr	Mar. 31st	April 10th
May/June	May 29th	June 6th
July/Aug.	July 31st	Aug. 6th
Sept/Oct	Sept. 25th	Oct. 1st
Nov/Dec.	Nov. 25th	Dec. 1st

Note:

When submitting an article, please use Word or RTF. Pictures should be in either Pdf or JPEG format.



NATIONAL MUSEUM

July 10, 2025

Hamilton Chapter SDC
c/o Mr. Peter Downey
37 Matilda Street South
Dundas, ON L9H 3C6 CANADA

Dear Hamilton Chapter SDC,

CURRENT EXHIBITIONS
TUNE IN: CARS IN
POPULAR MUSIC

Open through September 21,
2025

SOUTH BEND: THEN AND
NOW, PART IV

Open through August 3, 2025

UPCOMING EVENTS
SPEAKER SERIES

July 16, 2025 at 1:30PM

August 20, 2025 at 1:30PM

CARS AND COFFEE

August 2, 2025

HALL OF CHAMPIONS

August 21, 2025

On behalf of the Studebaker National Museum, I want to gratefully acknowledge your contribution of \$351.96 for the Adopt-A-Car Program. You have adopted the **1966 Studebaker Cruiser** through July 31, 2026.

Your contribution will be used to ensure that the Studebaker National Museum Collection is cared for and enhanced so that the Studebaker legacy can ignite the passion of automotive enthusiasts for generations to come.

Included in this mailing is your adoption certificate. In addition, your inscription will be placed on the plaque adjacent to the vehicle signage for the duration of your adoption term. Your contribution will also be recognized on our website.

Visit the Museum soon to see how your contribution allows us to continue investing in our Museum's Collection.

Sincerely,

Patrick Slebonick
Executive Director

*Thank you for your
continued support!*

Please retain this letter as written acknowledgement of your contribution of \$351.96 on July 10, 2025, to the Studebaker National Museum, Inc. a 501(c)(3) tax-exempt organization. No goods or services were received in exchange for this contribution. This contribution may be tax deductible to the extent allowable by law. The Studebaker National Museum does not provide tax advice so please consult your tax professional to determine the deductibility of this gift.

201 CHAPIN STREET
SOUTH BEND, INDIANA 46601

PHONE • 574.235.9714
TOLL FREE • 888.391.5600
FAX • 574.235.5522

WWW.STUDEBAKERMUSEUM.ORG

Adopt-A-Car Program

Certificate of Adoption

Hamilton Chapter SDC

has generously provided for the care of this and other vehicles
in the Museum's Collection with the adoption of the

1966 Studebaker Cruiser

through July 31, 2026

Certified By



Executive Director

On This Date: July 10, 2025



NATIONAL MUSEUM

Studebakers at the Niagara College Car Show on July 5th, 2025



1966 Peter Downey & Joan Kemp



1960 Steve & Kathy Porter



1963 GT Hawk Dennis Kennedy & Sandra Cruz



1965 Wagon Bob & Janice Barrick



1964 Avanti Susan Lusted



1964 Daytona Aaron Dorsch & Joyce Downey



1964 Studebaker Mark Keffer



1960 Studebaker
Bob & Joanne Easton



1964 Avanti Bob & Joanne Easton

Car Show Niagara College Welland Campus

The day proved to be really hot, thanks to Bob Barrick and Dennis Kennedy who brought two tents which provided much needed shelter. Thanks to Bob Easton for arranging the event. Our VP Aaron Dorsch took pictures using his drone. It has a range of 10 km. The Hamilton Chapter had 9 cars at this event. See more pictures on the chapter facebook page.

Thanks to Sandy Cruz who raised \$42 dollars selling ice cream. The day was really hot and for some the ride home was HOT!! Good to get the cars out!!

What's Happening

ONTARIO, Sept. 6th, Hamilton, Hamilton Chapter to celebrate International Drive Your Studebaker Day with a ninth anniversary visit to the site of the commemorative plaque at the corner of Mars Ave. and Wentworth St. for a BBQ with the Keith Neighbourhood Hub. This is the site of the Studebaker factory in Hamilton. Contact: Sue Lusted, 905-945-0027, email: studenews@outlook.com. Website: www.thehamiltonchaptersdc.ca. Crossroads Zone qq

ONTARIO, 13th, Cayuga, the Hamilton Chapter will participate in the Cars in the Park at Ruthven Castle a National Historic Site. Time is 10 a.m. to 4 p.m. Admission: \$10. Website: www.ruthvenpark.ca. Contact: Sue Lusted, 905-945-0027, email: studenews@outlook.com. Website: www.thehamiltonchaptersdc.ca. Crossroads Zone qq

ONTARIO, Nov. 30th, Hamilton, the Hamilton Chapter will host its Christmas Party at the King's Forest Golf & Country Club. Arrive at 1 p.m. Eat at 2 p.m. approximately. Full turkey dinner, cost TBD. Silent Auction, a slide show of our events, Donations to Hamilton Food Share using a linked QR code. Join us for lots of fun, great food and camaraderie. Contact: Peter Downey 905-869-2141, email: PresidentHamiltonsdc@gmail.com. Website: www.thehamiltonchaptersdc.ca. Crossroads Zone. qq

ONTARIO, Jan. 18th, Grimsby, Hamilton Chapter to meet at the Livingston Activities Centre 18 Livingston Ave., 1 p.m., potluck at 4 p.m. Cards and games at 2 p.m. Creative activity TBD. Contact: Susan Lusted, hamiltonsdc-treasurer@gmail.com or 905-945-0027. Website: www.thehamiltonchaptersdc.ca. Crossroads Zone. qq

Northeast Zone Meet 2026

MASSACHUSETTS, August 27th-30th, Boxborough, Ocean Bay Chapter will host the Northeast Zone Meet. Boxborough Regency Hotel, Exit 75 from I-495. Contact: Jane Ash, stude.event@gmail.com. Northeast Zone.

Brand WORX360
Your Branding Partner
Presents:

Castrol **ISN** **92.9 Grand**

ONTARIO SOUTHCOAST DREAMDRIVE HWY 3

SATURDAY September 20th & SUNDAY September 21st 2025

Calling ALL Cars to DreamDrive for Free* on Highway #3...If YOU think it's Cool...BRING IT!
A 199 Km / 123 Mile / 2.45 hour DreamDrive...from St Thomas to Ft Erie or Fort Erie to St Thomas
You can Enter or Exit SouthCoast DreamDrive Anywhere & Any Time along Hwy #3
It all starts 3 minutes from Fort Erie's Peace Bridge or 110 minutes from Detroit's Ambassador Bridge
"Tailgating" or RoadSide Spectators with Lawn Chairs Welcome. Bring'm to a PitStop!

Visit Ontario's SouthCoast DreamDrive's "Streamlined" PITSTOPS!
(Meet Up with Others, Stop to Relax, Shop, Be Entertained, Eat & Drink...then DreamDrive on...)

FORT ERIE Niagara Drifters present the FREE "East-Gate" PHOTOBOOTH at Ft Erie High School 1640 Garrison Rd (Hwy#3). Saturday. Band & Food

PORT COLBORNE TireTracker 71 Main St. W (Hwy#3). Saturday Band & Food

DUNNVILLE Jay Summer's Garage 1000 Broad St. E. (Hwy#3). Saturday. Band & Food

DUNNVILLE The ChipWagon 8232 Hwy.#3 WEST...Stop both Days. Band on Sunday

CAYUGA Visit Road Runners Car Club at Canuso's Eatery at 53 Talbot St. EAST (Hwy#3)...BOTH Days!

JARVIS Visit the RodMasters Lens AutoSales at 2002 Main St. N. at Hwy#3 on Saturday (RainDate Sunday)

SIMCOE Enjoy Food & Swap at the APC Store on 74 Davis Street EAST. Saturday

TILLSONBURG The Tillsonburg Cruisers invite you to stop Saturday at 401 Simcoe St (at Hwy#3)...Next to TimHorton-Wendy's

AYLMER Stop by the Odd Wheels Car Club with food prepared by the Aylmer's Optimist's Club at the Bargain Shop at 154 Talbot St. W (Hwy#3) during the Aylmer Heritage Festival on Saturday. RDate Sunday.

ST THOMAS Railway City Brewery presents the FREE "West-Gate" PHOTOBOOTH at 130 Edward St (Off Hwy#3 ByPass)...Saturday
Always the Third Saturday & Sunday in September

Sponsored in Part by: **HALDIMAND MOTORS.COM** 42 Talbot Street East (Hwy #3), Cayuga 1-877-409-4253

Facebook: SouthCoast DreamDrive3. Questions: askme@carsdreamdrive3.com
SouthCoast DreamDrive NOT-FOR PROFIT Lic# 10000144666. "DreamDrive" Licensed Trademark# 1226201
Ontario SouthCoast DreamDrive Relinquishes ALL Setup & Execution Procedures of the PitStop to the Owners of that Event Site
* A Roadside Entertainment Venue May Require PAID Admission. An Event Prospectus Designed by Alan J Bilyard & Associates

SUNSET CRUISERS CAR CLUB NIAGARA
41st Annual Show & Swap Meet
September 28, 2025
7 am - 3pm

Last Chance

12761 Sodom Rd. Niagara Falls On.
Sodom & QEW Exit 16
Niagara Military Heritage Centre MUSEUM
(FREE ADMISSION TO THE MUSEUM)

Contact:
Jim Wilsher 905-328-4111
Ken Servos 905-227-4213
sunsetcruisersniagara@gmail.com

Dash Plaques for the first 250 cars

Occupant	Swap Meet Vendors	Spectators	Under 12
\$20	\$20 Per Space	\$5	Free

Exact Change Appreciated
SAVE \$5.00 With Pre-Registration

Sponsored By: **Country Boys' Food Services** **5 TOOLS INC.** **Memo Motors** **NIAGARA MILITARY HERITAGE CENTRE**

Some of cars as seen at Canal Days, Port Colborne Cruise Nights, the Gateway Cruise Night, the Dutch Mill Country Market and the Car Show at the Airport in Dunnville.



RUTHVEN PARK'S 27TH ANNUAL CARS IN THE PARK



ADMISSION \$10 PER CAR


Rev up your engines and cruise on over to the most anticipated car show of the year! Whether you're a car enthusiast, a collector, or just someone who appreciates the beauty of finely crafted automobiles, this event is for you. It's a celebration of automotive history that you won't want to miss!

- Dash Plaques for the first 100 cars
- Concession Stand & Alfies Lemonade
- Door Prizes
- Historic House Tours
- Cemetery Tours
- Kids Activities

 243 Haldimand County HWY 54, Cayuga, Ontario

For more information visit our website!

 www.ruthvenpark.ca

 905-772-0560

SEE YOU THERE!

13

**OCTOBER
10AM-4PM**

Odds 'N' Ends

Pete Yuen
SHOP TALK

Written with the intention of sharing a few ideas for maintaining, refurbishing or restoring of your Studebaker especially for the inexperienced hob-byist.

Much of the time, procedures and practices will be related to a 1951 Studebaker Champion. You may be able to adapt some of them to the Stude-baker of your choice if possible. There are many things that the '51 Champion and your Studebaker will have in common.

Where to start? A good a place to start as any is safety and awareness. This is very important to save wear and tear on yourself, to prevent injury and pain. Know the hazards and potential hazards. Take for example . . . When a car is lifted from the ground, there is a potential hazard that it may come crashing down unless the vehicle is well supported. Something to do with gravity, I think. OBJ OBJ If you are hoisting a car, chose a level spot to do it on. - Block car from rolling by using wheel chocks on both sides of the same axle, that is, both front wheels or both rear wheels.

Do not use cement building blocks to hold the car up as they may suddenly collapse.

Know that a hydraulic jack can fail and the descent of a car is very rapid when it happens. Do not rely solely on the hydraulic jack to support the hoisted car. Use jack stands as well. Ramps are even better.

Consider that the trolley jacks do not lift the car straight up as do the bottle jacks. They operate on a slight arc and will pull the car towards the jack handle so the car must be allowed to roll a bit as it is being lifted. The trolley on the jack does not roll well on blacktop with the weight of the car on it. The trolley may roll with the weight of the car on the jack if it is sitting on smooth concrete.

Gasoline is highly volatile as is lacquer thinner. Both should be handled with care and kept away from open flames and sparks. None of the Stude-bakers had fuel injection so we will talk about car-buretors. Do not use lacquer thinner to clean them as they are made of 'pot metal' and have a coating to seal the pores in the metal which lacquer thinner will destroy. If that coating is removed, then gas can migrate through the pot metal.

On occasions when a car engine does not start and is in need of gas, it has been seen that one person will be pouring gas into the carburetor while the other is inside the car working the starter. This is a dangerous thing to do. If the car should backfire, there will be a flame

coming out of the carburetor while the one person is pouring in the gas. The gas will catch on fire and instinctively, the person will drop the remaining gas and it will spill all over and they have a fire on their hands. If you absolutely need to pour gas into the carburetor, just pour a small amount of gas into it at one time and stand away from the car before the engine is being cranked over. If the engine backfires, there will be a flame coming out of the carburetor but it had been suggested that the person inside the car keep cranking the engine over and the flame will be sucked back into the carburetor and into the engine. I cannot vouch for it's effectiveness, espe-cially if the engine continues to backfire. Here is a thought. . . extinguisher is effective and clean, leaving no residue.

Have a fully charged fire extinguisher on hand and know how to use it quickly. A fully charged CO2 fire extinguisher is effective and clean, leaving no residue.

If the fire extinguisher is the dry chemical type, periodically it should be inverted and tapped with solid object to loosen the powder that settles on the bottom.

If you are working on something where gas is dripping, do not let it drip onto the bulb of a trouble light that has an incandescent bulb. The thermal shock from the gas on to the bulb will cause it to crack or break, exposing the filament to ignite the gas before it burns out. OOPS, suddenly there is a fire! There is a reason why they call them "trouble" lights.

Tech Tip Peter Sant

12-volt electric choke conversion

I recently converted the automatic choke on my Carter AFB to an electric unit. It is made by Allstate Carburetors. I purchased it over the Internet at <http://www.allcarbs.com/detail.php?pid=97> These are good people to deal with. Very prompt delivery. This is an inexpensive unit and very easy to install. It comes with a new set of screws and clips as well as a new gasket. All that you have to do is remove the old plastic cover and replace it with the new unit. Then you run a wire from the new choke to a good ground. You will need a power source. They are clearly marked for positive and negative terminals. I used the battery side of the ballast resistor to run a wire to the positive terminal so that when you turn the key on there is power. Final step is to adjust the choke. Wait for the engine to be completely cold, then turn the new choke cover so that the choke closes, then lock it in place by tightening the three cover screws. Try it out. Your engine should fire quicker and the choke will come off quicker now.

psant@cogeco.ca

Tech Tips

By Jim & Karen McKeever

San Joaquin Valley Chapter, SDC

You Can Teach an Old Car New Tricks

I was sitting in our “Cadi-baker” the other day, waiting for my wife to return something to the store (“I’ll only be a minute,” she said). At that point I noted how convenient it was that the radio stayed on, and the power windows still operated, even with the key out of the ignition, until I opened my door.

This type of circuit is called Retained Accessory Power or RAP. On newer cars the Body Control Module controls the RAP and keeps it activated for up to ten to twenty minutes, depending on the year, make, and model, of the vehicle. However, you can add RAP to your older vehicle quite easily and it is a low-cost installation.

You will need three relays (note these are 12-volt relays in case you are still a 6-volt person), two 1N5402 diodes (or 3-amp equivalent) and two door switches that are probably already in your vehicle (if you have a dome light that comes on when you open the door, you already have them.)

After disconnecting the negative battery terminal, follow the diagram above, paying attention to the bands on the diodes, as they indicate which direction they need to be installed. Remember, star washers are your friend anytime you run a wire to ground.

Re-connect your battery and test out our work. Turning on your vehicle or going to accessory will now activate the RAP feature. When you turn off your car the RAP feature will stay activated until the door is opened. You now have a new car feature in your old car.

(Information in these tech tips is based on the writer’s own research, experiences, and viewpoints. The information, and links to other websites, is to be viewed and/or used at your own risk. The writer makes no guarantees regarding the outcome of the use of the material, products, or resources in this article and is not responsible for any loss or damage incurred. Adjustments or modifications may be needed for your specific vehicle. Remember to use all standard safety equipment and precautions.)

‘Bout Studebakers Thanks to Jerry Blount

Several years ago, I wrote a column about original clutch pressure plate assemblies as used on ‘55 to ‘64 V-8 Studebakers.

The point of that column was to list the various diameters used - 10”; 10-1/8”; 10-1/4”; and 10-1/2” and the rating in pounds for the different model applications. 1545 lbs. to 2050 lbs. with several in the 1700 - 1800 lbs. range.

I wanted to point out that most aftermarket clutches were more like 2200 lbs. and thus could lead to clutch linkage failure, not to mention a tired left foot.

Some Studebaker parts dealers were selling a commonly available American Motors/Jeep 10-1/2” clutch pressure plate rated at 2220 lbs.

I chose to rarely sell this part (only for heavy duty use); my preference was something close to the original Studebaker listings. So, I sold 10” and 10-1/4” pressure plates whenever I could, since these would be in the 1600 - 1800 lbs. range.

Recently my California wholesaler Studebaker parts supplier chose to discontinue selling remanufactured 10” pressure plates, mainly due to lack of people willing to do the rebuilding process. Fortunately, he now has a source for new 10-1/2” pressure plates, rated at 1450 lbs. - noted as “standard duty”. The “heavy duty” version is 2000 lbs.

‘55 - ‘64 Studebaker V-8 flywheels have a bolt pattern that will accept 10” thru 10-1/2” pressure plates, so a 10-1/2” pressure plate will readily replace a 10” pressure plate. You should either reface your flywheel (good idea anyway) or use a 10” disc.



Anniversaries

July

Jim & Rosemary Bradley 17
 Earl & Marie Randall 14
 Barry & Carol Leppan 28
 Roseina & Roly McEown
 Suzan & Larry English 21

August

Peter & Judy Lampman 26

Birthdays

July

Cecylia Griggs 3
 Barb Anderson 5
 Bob Stowell 21
 Jim Bradley 26
 Peter Downey 27

August

14 Garnet Bell
 16 Earl Randall

Canada Whitewall & Vintage

KONTIO TYRES "Formerly part of Rocky Island Tire"

In addition to Kontio Wide Whitewalls these 1.5" whitewall sizes now available

P215/75R14 - 270.00	P205/75R15 - 280.00
P215/75R15 - 285.00	P225/75R15 - 289.00
P235/75R15 - 325.00	

Please call for all other whitewall sizes

PHONE: 705-644-0466
EMAIL: SALES@VINTAGERUBBER.CA
WEBSITE: WWW.VINTAGERUBBER.CA

Who You Gonna Call???

By Susan Lusted

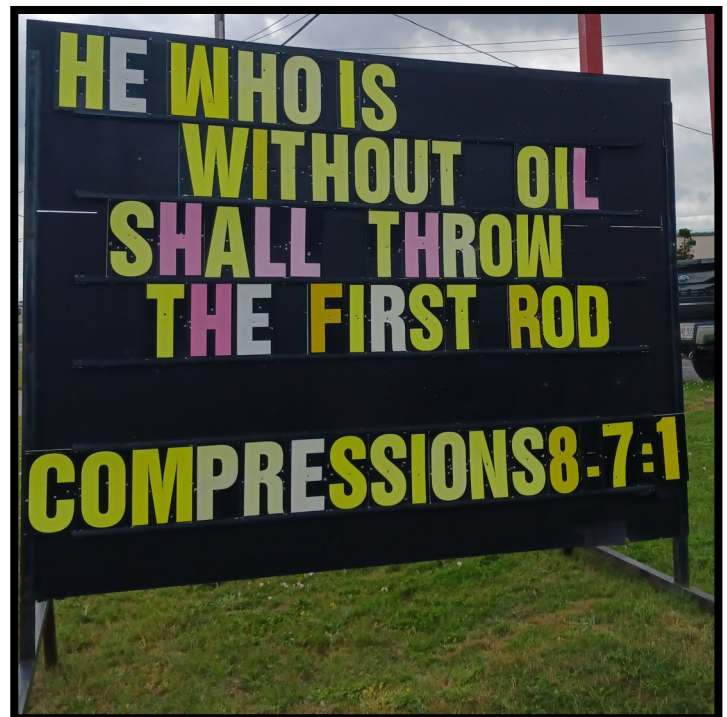
Recently, I had to have the back brakes done on the Avanti. Here is who I used to get this done. You do need to check for yourselves.

-John Stuart Toll Free: **1-800-309-1995** Tel: **(905) 662-7274** Fax: **(905) 662-664** 349 Millen Rd. N, Stoney Creek, ON L8E 2H3 Brake shoes relined and they were perfect .

-I used Shawn's Garage on Mountain St. 2907 Grimsby Rd, Smithville, ON L0R 2A0 Phone: 905-4142. He only works on one vintage car at a time and you have to make a reservation.

-Brake Shoes and wheel cylinders Avanti Business. Bob Ziff. Website: <https://avantiparts.biz/>. Phone: 215-428-9500. I had my parts within a few days as he shipped them to my US address on Witmer Rd. in Niagara Falls NY. There are no tariffs on antique auto parts.

-If you have a place that you have work done on your Studebaker, let me know and we can publish it.



Hamilton Studebaker Drivers Club Contacts 2025

PRESIDENT	Peter Downey 37 Matilda St. S. Dundas On. L9H 3C6 905-869- 2141 PresidentHamiltonSDC@gmail.com
VICE PRESIDENT	Aaron Dorsch
SECRETARY	Dennis Kennedy, 61 Cherry Ridge Blvd. Fenwick, ON Canada L0S 1C0 Phone #: 289-897-9486 Email: dkennedy@live.ca
TREASURER/MEMBERSHIP	Sue Lusted 201 Livingston Ave. Grimsby On. L3M 4X2 905-945-0027 Email: hamiltonsdctreasurer@gmail.com
NEWSLETTER / MEDIA	Sue Lusted 201 Livingston Ave. Grimsby On. L3M 4X2 905-945-0027 Email: hamiltonsdctreasurer@gmail.com

Studebaker Drivers Club Contacts

PRESIDENT:	Dennis Foust	143 Studebaker Rd., Spring Mills, PA 16875	studeguy54@gmail.com
VICE PRESIDENT:	Don Jones	PO Box 229, Concord, VA 24538	keydetsdj@aol.com
SECRETARY:	Cindy Foust	143 Studebaker Rd., Spring Mills, PA 16875	cid1966@verizon.net
TREASURER:	Jane Stinson	5800 Stanley Rd, Columbiaville, MI 48421	jestinson@aol.com
CR ZONE DIRECTOR:	Harvey Snitzer	2422 Cranbrook Rd., Canton, MI 48188	(734) 634-2285 hjs66@yahoo.com
CR ZONE CO ORDINATOR:	Dave Hamblin	6225 County Road 22, Mount Gilead, OH 43338	(419) 947-1360
ON. REGIONAL MANAGER:	Stephen Porter	daveh2949@centurylink.net Steve Porter 430 Plains Rd. W. Burlington On. L7T 1G9 Phone: 905-464-5726 Email: stephenjporter4@gmail.com	

Membership Application

Memberships are for 1 year and include 12 issues of *Turning Wheels*®. You can now join/renew for up to 5 years.

	1 year	3 years	5 years
Membership in US		Total	Total
Regular Members w/periodicals:			
<input type="checkbox"/> New Members 1st year only	\$37	na	na
<input type="checkbox"/> Regular Member renewal w/periodical class mail.....	\$46	\$132	\$220
<input type="checkbox"/> Regular Member renewal w/1st class mail	\$73	\$213	\$355
<input type="checkbox"/> Student & Young Adult Membership (To 22 yrs old)	\$37	\$111	\$185
<input type="checkbox"/> SDC Membership WITHOUT <i>Turning Wheels</i>	\$15	\$45	\$75
<input type="checkbox"/> <i>Turning Wheels</i> subscription WITHOUT SDC membership (Libraries, etc.)	\$37	\$111	\$185
Membership in Canada			
Regular Members w/periodicals:			
<input type="checkbox"/> New Members 1st year only	\$55	na	na
<input type="checkbox"/> Regular Member renewal w/periodical class mail.....	\$63	\$183	\$305
<input type="checkbox"/> Regular Member renewal w/1st class mail	\$76	\$222	\$370
Overseas Membership			
Overseas Members w/periodicals:			
<input type="checkbox"/> New Members 1st year only	\$55	na	na
<input type="checkbox"/> Overseas Member renewal w/periodical class mail..	\$63	\$183	\$305
<input type="checkbox"/> Overseas Member renewal w/1st class mail	\$76	\$222	\$370
Worldwide			
<input type="checkbox"/> SDC Membership & Digital <i>Turning Wheels</i>	\$29	\$87	\$145
Other SDC Items			
<input type="checkbox"/> Donation to SDC Museum Fund	\$		
<input type="checkbox"/> Donation to SDC Restoration Fund.....	\$		
<input type="checkbox"/> Donation to BOB PALMA National Museum Internship*	\$		
<input type="checkbox"/> Donation to National Museum Endowment Fund*	\$		
<input type="checkbox"/> Donation to Studebaker National Foundation*	\$		
(*Tax deductible donation)			
<input type="checkbox"/> Membership Pin - (specify year-pin) Prices on p.17 (10,15,20,25,30,35,40,45,50 yrs) ____years # of pins (1or2)____	\$		
TOTAL AMOUNT ENCLOSED:	\$		

To join SDC, complete the application, send with check or money order in US funds to:

The Studebaker Drivers Club, Inc.
P.O. Box 1715, Maple Grove MN 55311-6715

Or use **VISA** or **Master Card**, call 763-420-7829,

or

Fax 763-420-7849 or Email: sdcc@cornerstonereg.com for information. Or visit:

www.studebakerdriversclub.com

Call or write with change of address.

- **DO NOT** send ads with your membership;
- **ALL** members of local SDC chapters must also be national SDC members.

Name (first) _____ (last) _____

Spouse _____

Address _____

City _____ State _____ Zip _____

Phone _____ Birth date: _____

E-mail: _____

☐ VISA

Card # _____

☐ MasterCard

Expiration _____

☐ Discover

Signature _____

If new member, source of referral: _____

If renewal, month due: _____

Member # _____

- Please list your Studebakers, including year, model, body style, serial numbers, on a separate page.



Allegheny NewsHawk

Allegheny Region Chapter, SDC

NOVEMBER/DECEMBER 2024

61st Annual International Meet

hosted by The Allegheny Region Chapter



September 16 – 20, 2025



Washington County Pennsylvania,
America's Crossroads



Allegheny Region Chapter SDC, Inc. - Est.1977 – Vol. 48 Issue 6
Allegheny NewsHawk Editor – Monica Bradel – jnmbradel@zoominternet.net

2025 INTERNATIONAL MEET IN WASHINGTON, PA

by Brian Ott

As you can see on the front cover of this issue of The NewsHawk, the 2025 International Meet will be held in Washington, PA September 16-20, 2025. The event will be hosted by our Allegheny Region Chapter, SDC.

The planning committee for the event is: Brian Ott (Chairman), Jay Bradel, Bob Dudeck, and Jim Dowdy.

Below are some key bullet points about the 2025 International Meet as we know them now:

- The 2025 International meet will be held at the Washington County Fairgrounds (WCFG) in Washington, PA. The dates of the meet are Tuesday September 16, 2025, through Saturday September 20, 2025. Washington, PA is about 30 miles southwest of Pittsburgh and is at the Junction of Interstate Highways 70 and 79. The location is also just 30 miles south of Pittsburgh International Airport. While this may not be of major importance for us in Pennsylvania, tell your SDC friends around the country, and the world, how close the event is to a major airport.
- The WCFG is about 4 miles away from The Meadows Horse Racing Complex, Tanger Outlets, and the Hollywood Casino at The Meadows. There are numerous hotels clustered around these venues. The Doubletree Hotel on Racetrack Road and the Hyatt Place at the Hollywood Casino will be the host Hotels. Being that the meet is still over 10 months away, we are still working on hotel room blocks for the meet. Most hotels will not block rooms until December 2024, so continue to watch The NewsHawk and the [SDC Intl Meet - Home \(sdcmmeet.com\)](http://sdcmmeet.com) page for more information. At this point, I can tell you that the hotel rates are coming in at very favorable prices.
- The 2025 International Meet will be a joint meet with the AOAI (Avanti Owners Association International). Both the SDC and AOAI have worked hard to make this a joint meet, and a meet that will be remembered for years to come. There will be one registration for the meet (through Cornerstone Registrations) where a member of either club (or dual members) can fill out one registration. While it is a joint meet, each club will have its own activities, and we are working hard on the schedule so as not to overlap events. SDC members can take part in any AOAI event or vice versa. In the true spirit of a joint meet, a Friday night banquet will be held in conjunction with AOAI and is slated for the Doubletree Hotel.

- The WCFG is near the Pennsylvania Trolley Museum. (pa-trolley.org) For those of you who have never visited, The Trolley museum must be seen to be believed and features trolleys from the early 1900's through the 1960's. The Trolley Museum has about 7 miles of track and operates restored vintage trolleys. There is even a trolley stop at the fairgrounds and meeting facilities at the Trolley Museum itself. We are in the planning stages of putting together a Wednesday Evening social gathering at the Trolley Museum, the ability to schedule professional photos of your Studebaker with period correct trolleys, and ride passes and tours throughout the week. I can't stress enough how this sister venue will work in conjunction with the fairgrounds to provide a unique and memorable experience to this meet.
- In conjunction with our regular forums and presentations, we are working on doing educational outreach to local high schools, vocational schools, and community colleges to showcase the historical significance of our marquee and the history of Studebaker in general. One of the speakers we have lined up is Mr. Bruce Whitehead. Bruce is the great-great grandson of Clement Studebaker, one of the founding brothers of H&C Studebaker in South Bend, IN in 1852. Bruce is a distant cousin of mine and gives a great talk about the history of the family in South Bend, the company, and relates firsthand accounts told to him by his grandmother of family dinners at Tippecanoe Place, and the automotive operations. I am also planning to join Bruce's presentation with some background of the Studebaker family in Pennsylvania (my roots). We are also planning on having Clement Studebaker (Don Jones), with us to provide "flavor" for the meet, dressed in garb as Clement would have dressed, with the appropriate period-correct beard.
- The planning committee is also working on expanding the accessibility of the event to the public on Friday and Saturday. We feel that showcasing our brand to the public is the right thing to do to help ensure the longevity of our club.
- Lastly, over the coming months we will be asking for volunteers and support from our ARC members and the Keystone Chapter. We certainly hope to see all of you in Washington next September!

Brian Ott	(814) 254-8316
Jay Bradel	(412) 551-2354
Bob Dudeck	(724) 224-7246
Jim Dowdy	(304) 479-7515